

OSEP NATIONAL TECHNICAL ASSISTANCE CALL

AUGUST 12, 2021



Agenda

- ▶ Welcome and Updates
- ▶ FFY 2020 – 2025 SPP/APR package:
 - Stakeholder Engagement
 - Baseline and targets
 - Reporting reminders
- ▶ FFY 2019 SPP/APR Indicators C11/B17 (SSIP)
 - OSEP review and analysis
 - SSIP feedback calls
 - Preparing for FFY 2020 submission
- ▶ TA Resources and Supports

Welcome and OSEP Updates

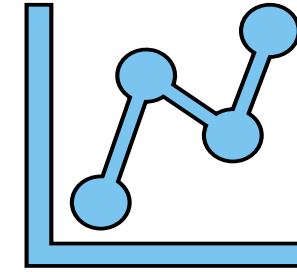
- ▶ The FFY 2021 APRs (based on FFY 2019 data) are posted on our [IDEA Website](#)
- ▶ The FFY 2021 Grant Award letters will be posted on our [IDEA Website](#)
- ▶ The next OSEP Monthly TA Call will be on Thursday, August 26th at 4:00pm on DMS

Stakeholder Engagement

- ▶ Refer to the SPP/APR instructions for the specific requirements
- ▶ Engaging diverse stakeholders
- ▶ Stakeholder demographics to reflect the demographics of families and communities.
- ▶ Increased parent/family representation



Baseline and Targets



Baseline: States are permitted to revise baseline data and, when doing so, are required to provide an explanation for the revision (see SPP/APR instructions). OSEP expects that baseline data would be revised when there is a change in methodology or data source for the indicator that impacts comparability of the data.

Targets: States must set targets for all indicators for each year of the SPP/APR (FFY 2020-2025). The State's FFY 2025 target must reflect improvement over baseline data.

General Data Questions and Concerns

- ▶ SPP/APR Reporting Tool
- ▶ Technical Edits
- ▶ Covid19 Impact
- ▶ Part B:
 - Assessment
 - Indicator B6c

MSIP State Lead SSIP Review Process

1

Determine

Need for
Clarification
OSEP
Response

2

Identify State Specific

Strengths
Questions
Barriers
TA Needs
Next Steps

3

Identify Overall

Themes
Highlights
TA Needs

OSEP Analysis

- ▶ Stakeholder Engagement
- ▶ Data Collection and Analysis
- ▶ Implementation of Evidence Based Practices/Fidelity Monitoring
- ▶ Evaluations

Opportunities for Building Stronger



SSIP Feedback Calls

- ▶ State Updates Since Submission
- ▶ OSEP's Questions or Concerns
- ▶ State Plans for Moving Forward
 - Stakeholder Engagement
 - Data-
 - Changes to the SIMR
 - Issues with Validity and Reliability
 - Additional Data (Benchmark/Progress)
 - Evidence Based Practices
 - Evaluation
 - TA Plans



SSIP Feedback Call Timeline

- ▶ August 16, 2021 through September 30, 2021
- ▶ Additional opportunities to discuss during monthly calls

Questions



[This Photo](#) by Unknown Author is licensed under [CC BY](#)

OSEP Resources

- ▶ [SPP/APR Resources](#)
- ▶ [Universal TA FFY 2020-2025](#)
- ▶ [FFY2020-2025 SPP/APR Package](#)

SPP/APR Part C and 619 Resources

Anne Lucas
Margaret Gillis

August 12, 2021



ECTA Center

The ECTA Center supports state Part C and Section 619 programs in *developing high-quality early intervention and preschool special education service systems*, increasing local implementation of evidence-based practices, and enhancing outcomes for young children with disabilities and their families.

Contact your [ECTA State Contact](#)

DaSy Center

The DaSy Center works with states to support IDEA Part C and Section 619 programs in *building high-quality data systems* and *using data to improve results* for young children with disabilities and their families.

- Improve state *capacity to collect, report, analyze, and use high-quality data*
- *Enhance, streamline, and integrate child level early childhood data systems* to address critical policy questions that will facilitate program improvement, improve compliance accountability, and improve results

Contact your [DaSy Liaison](#)

SPP/APR TA, including SSIP, is available:

- Providing clarification on indicator requirements
- Facilitating documentation of data processes for each SPP/APR indicator
- Supporting development/use of data collection tools and processes for indicators, including tools to measure practice implementation and track correction of noncompliance
- Assisting in the analysis of indicator data, including data on the identification and verification of noncompliance and practice fidelity data
- Assisting in the review and revision of SSIP, including TOAs, logic models, evaluation and improvement plans
- Reviewing draft SPP/APR, including SSIP
- Supporting activities to engage and inform stakeholders
- Target setting



Resources for SPP/APR, including SSIP



DaSy Data Culture Toolkit

Data Culture Toolkit

DaSy Toolkits » Data Culture

Overview

Introduction

Teaming for data use

Assess your data use culture

Prioritize your critical questions

Assess & improve data quality

Data culture resources

Overview: Supporting State and Local Data Use

The DaSy **Data Culture** Toolkit contains information, guidance, and templates to help Part C and Part B 619 program staff build effective **data teams** and support conditions for a **culture of data use** at state and local levels. The toolkit is organized around key steps to building a culture of **data use** in your state or local team. Each step includes an overview, considerations, and resources (e.g., videos, **infographics**, templates) with tips for how to use them. Using these tools, agencies will be able to 1) increase the participation and focus of their data teams and 2) review and improve **data quality** and the processes used to gather, monitor, analyze, and use data.

Strong **data culture** results when an organization believes in **continuous improvement** and regularly puts that belief into practice. Schools and districts that have strong data cultures emphasize collaboration as a keystone for success and empower teachers and administrators to make decisions for which they

** Culture does not change because we desire to change it. Culture changes when the organization is transformed; the culture reflects the realities of people working*



Introduction



Teaming for Data Use



Assess Your Data Use Culture



Prioritize Your Data Team's Critical Questions



Assess and Improve Data Quality



Data Culture Resources

- How to use it:
 - Review with key staff and stakeholders to build or enhance data teams
 - Assess your data culture and identify areas for improvement.
- TA is available to help you:
 - Identify data team members
 - Facilitate self-assessment and planning
 - Facilitate discussions of data quality and improvement

DaSy Stakeholder Knowledge Toolkit

APR and SSIP

Stakeholder Knowledge Toolkit

DaSy Toolkits » Stakeholder Knowledge

Overview

Introduction

Data as information

IDEA Section 618 data

SPP/APR

SSIP

Data privacy & confidentiality

Data linkages

Overview: Building Knowledge about Data

State lead agencies for IDEA Part C (early intervention) and Part B 619 (early childhood special education) programs partner with **stakeholders** for many purposes, including collaborating on **program improvement** initiatives and preparing annual reports on program implementation. Data play a role in virtually every aspect of the administration of IDEA Part C and Part B 619 programs. This toolkit orients Part C and Part B 619 stakeholders to IDEA data and other data-related topics to help them meaningfully participate in conversations about programmatic issues and decisions.

Part C and 619 staff are encouraged to share this toolkit with stakeholders as a self-guided resource and/or use it with stakeholders in a facilitated manner. **Stakeholders** can build upon the introductory knowledge gained from using this toolkit by seeking opportunities to learn more about their states' IDEA data. Participating in conversations about how their state collects, analyzes, and uses data to improve results for children and families will provide stakeholders with a deeper understanding of the topics addressed in this toolkit.



Introduction



Data as Information



IDEA Section 618 Data



SPP/APR



SSIP



Data Privacy & Confidentiality



Data Linkages

- How to use it:
 - Review with stakeholders to build their knowledge around Part C and 619 data
 - Use it to support your data informed decisions related to the DMS protocols
- TA is available to help you:
 - Plan for and facilitate data meetings with stakeholders

DaSy Part C Data Processes Toolkit

Part C Data Processes Toolkit

DaSy Toolkits » Part C Data Processes

Overview

State Landscape Protocol

618 Data Collection Protocols

616 SPP/APR Indicator Protocols

Annual Determinations for Local EI Programs

Data Collection Calendar

Related Resources

State lead agencies grow, so do the c

The Part C Data P the lead agency. L data collection, ar

The overview belc can use the overv

Purpose and

State lead agency administrators, p inform decisions i fundamental to O infants and toddle must engage all le

As the need for di people and more they are carried o

- Improve pro
- Train emplo
- Preserve age
- Mitigate risk

Overview

State Landscape Protocol

618 Data Collection Protocols

616 SPP/APR Indicator Protocols

Annual Determinations for Local EI Programs

Data Collection Calendar

Related Resources

ata. As the need for data

ient data processes for well-managed process for

enting processes. States

lity data. Program s critical questions and to ns. High-quality data are a to improve results for data are processes that

on. With potentially more ailed descriptions of how

- How to use it:
 - Document data processes for each SPP/APR indicator
 - Identify inefficiencies and make improvements in data collection and analyses
- TA is available to help you:
 - Use the protocol to document data processes

DaSy/ECTA Target Setting Guide

APR and SSIP

Target Setting Guide

Introduction
Federal Requirements
General Considerations
Steps for Setting Targets
Approaches for Target Setting
Examples of Data Visualization
Indicator Specific Guidance

PU
Thi:
stat
Rep
the

AU
Thi:
inv

Ba
Tar,
me
ens
exp
per
are

Tar
.
.
.
.
Sc
The
.
.
.
.
.
.
.

Introduction

Federal Requirements

General Considerations

Steps for Setting Targets

Approaches for Target Setting

Examples of Data Visualization

Indicator Specific Guidance

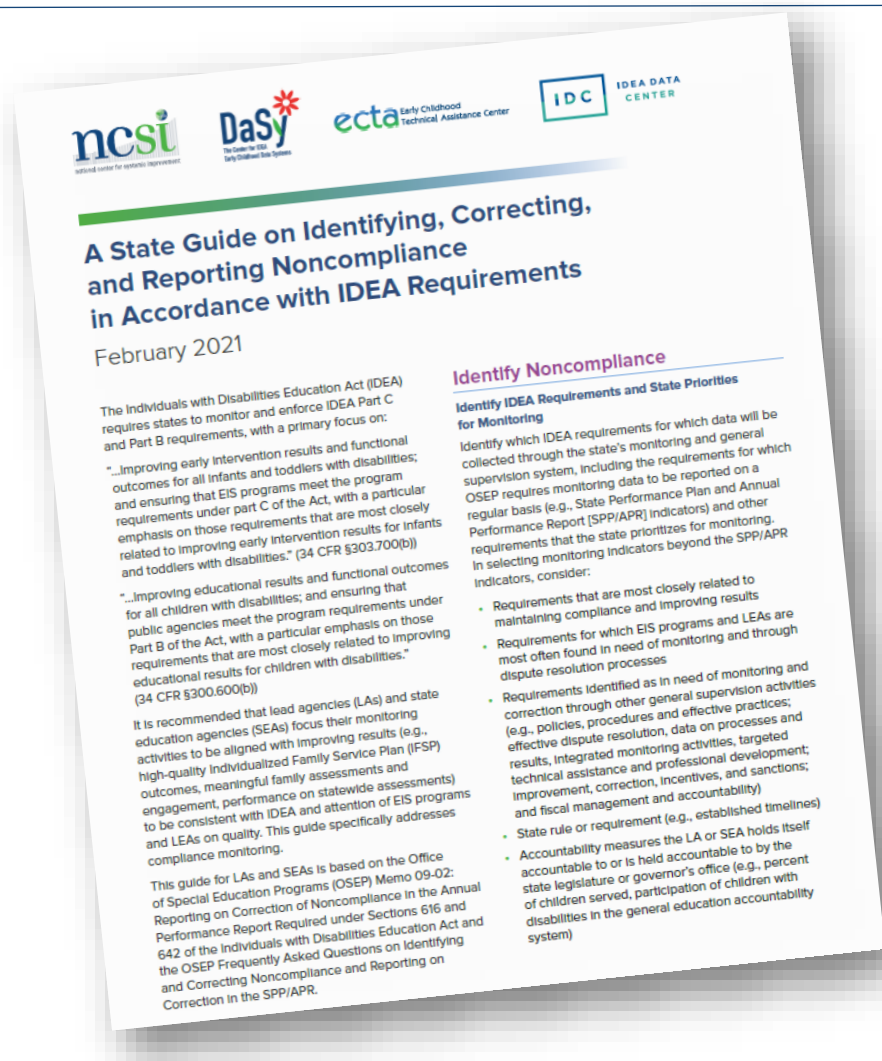
- How to use it:
 - Prepare for stakeholder engagement meetings and setting targets
 - Understand different methods/approaches for analyzing data to help identify targets for each indicator
 - Prepare data visualizations that are understandable for stakeholders.

DaSy/ECTA Target Setting Guide: TA Support

- **Understanding** requirements and OSEP guidance
- **Planning an overall state approach**
- **Engaging Stakeholders** in target setting
 - Planning for and documenting stakeholder participation
 - Preparing stakeholders for participation in target setting
 - Facilitating stakeholder calls/meetings
- **Preparing data** to help inform target setting
 - Identifying analysis questions and data needs
 - Understanding approaches for target setting
- **Analyzing and displaying data**
- **Setting targets**, including using stakeholder input on targets
- **Indicator specific target setting TA**
 - C2 – Settings
 - C3 and/or B7 – Early Childhood and Preschool Outcomes
 - C4 – Family Outcomes
 - C5 – Child Find, Birth to 1
 - C6 – Child Find, Birth to 3
 - C9 and C10 – Dispute Resolution
 - C11 and B17 – State Systemic Improvement Plan (SSIP)
 - B6 – Preschool LRE
- **Other**

ECTA/NCSI/DaSy/IDC A State Guide on Identifying, Correcting, and Reporting Noncompliance in Accordance with IDEA Requirements

APR



- Guide for monitoring and ensuring compliance with IDEA requirements:
- 1) Identifying noncompliance
 - 2) Making findings of noncompliance
 - 3) Correcting noncompliance
 - 4) Verifying correction of noncompliance
 - 5) Reporting on compliance, correction and verification of noncompliance

<https://ectacenter.org/~pdfs/topics/gensup/identifying-noncompliance.pdf>

<https://ectacenter.org/~pdfs/topics/gensup/identifying-noncompliance-requirements.pdf>

ECTA/NCSI/DaSy/IDC A State Guide on Identifying, Correcting, and Reporting Noncompliance in Accordance with IDEA Requirements: Use and TA Support

- Use to assess and improve processes for identifying, correcting and reporting noncompliance



- TA is available to help you:
 - Understand federal requirements
 - Establish an effective monitoring system for compliance and results
 - Correct longstanding noncompliance
 - Track verification of correction of noncompliance
 - Report findings and verification of findings in SPP/APR compliance indicators

DaSy/ECTA Evaluating Implementation of Evidence-Based Practices Tip Sheet Series

Evaluating the Implementation of Evidence-based Practices Tip Sheet Series

Introduction

Introduction to
The long-term goal initiatives is improve child and children and/or fidelity. Therefore, evidence-based challenges and targ

This tip sheet series content was design 619), but it is relevant identified in webina IDEA Data Center. T to obtain support fr expertise.

Each tip sheet is de:

- Key Terms and
- Tip Sheet 1: W practice imple
- Tip Sheet 2: Cl approach prov timing and fre
- Tip Sheet 3: Es
- Tip Sheet 4: St instructions ar

- **Key Terms and Definitions** defines key terms used in the tip sheets.
- **Tip Sheet 1: What to Measure** helps state and local programs develop a clear understanding of what they should measure when evaluating practice implementation. It presents key components of a practice implementation evaluation.
- **Tip Sheet 2: Characteristics of a High-Quality Measurement Tool** presents considerations to ensure the measurement tool and data collection approach provide relevant, useful data. Considerations include alignment with the evidence-based practice, reliability and validity, practicality, timing and frequency of administration, and training of raters.
- **Tip Sheet 3: Establishing a Fidelity Threshold** outlines considerations and example methods for determining a fidelity threshold.
- **Tip Sheet 4: Summarizing Data for Decision-making** presents strategies for aggregating data on practice implementation and includes instructions and calculations for each strategy.

Summarizing Data for Decision-making

Tip Sheet Series

ood education ed practices to live outcomes for lemented with rs are implementing successes and

based practices. The ities (IDEA Part B itate personnel iprovement and the n each tip sheet and revaluation

when evaluating

d data collection alidity, practicality,

shold.

nd includes

- How to use it:
 - Plan for and report on evaluating SSIP evidence-based practices
- TA is available to help you:
 - Plan and execute your evaluation and analysis
 - Develop and review objective measurement tools

ECTA Statewide Implementation Guide

Practices / Statewide Implementation Guide / Overview

Statewide Implementation Guide

Topic Editor: Sherri Britt Williams

Components of the Guide

Introduction

Essential Support Structures

Stages of Implementation

Key Resources and Tools

Stages of Implementation

Key Resources and Tools

- How to use it:
 - Use to establish necessary support structures and for implementing and evaluating implementation of evidence-based practices
- TA is available to help you:
 - Establish Essential Support Structures
 - Use stages of implementation to select, implement, evaluate and scale up practices

Soon to be Released TA Resource

- **DaSy/ECTA SPP/APR 101: What You Need to Know**
 - Provides an overview and explains the purpose of the SPP/APR and provides *BASIC* information to understand the SPP/APR and the requirements for each of its indicators.

Requesting TA

Contact your TA center staff:



ECTA State TA Contact: <https://ectacenter.org/contact/state-assignments.asp>

DaSy State TA Liaison: <https://dasycenter.org/technical-assistance/state-technical-assistance-liaisons/>

Thank you




<https://dasycenter.org/>

ectacenter.org

Follow DaSy on Twitter: [@DaSyCenter](https://twitter.com/DaSyCenter)

Follow ECTA on Twitter: [@ECTACenter](https://twitter.com/ECTACenter)



The contents of this presentation were developed under grants from the U.S. Department of Education, #H373Z190002 and #H326P170001. However, those contents do not necessarily represent the policy of the U.S. Department of Education, and you should not assume endorsement by the Federal Government. Project Officers: Meredith Miceli, Amy Bae, and Julia Martin Eile.



Resources for SEAs in SPP/APR Work

Anne Louise Thompson
OSEP TA Call
August 2021

Purpose of NCSI

Helping states transform their systems to improve outcomes for children and youth with disabilities.

NCSI provides differentiated technical assistance to support SEAs to best use their general supervision and professional development systems to establish and meet high expectations for every student with a disability.

Supports to States to increase capacity to...

- Align with other general education initiatives
- Implement general supervision systems to improve results and maintain compliance
- Implement, evaluate and revise SSIP to ensure progress toward meeting SIMR
- Meaningfully and authentically engage diverse stakeholders

Supports to States to increase capacity to... (cont.)

- Support LEAs in selecting and implementing EBPs
- Engage families in the implementation of systemic improvement efforts
- Deliver effective TA to LEAs grounded in implementation and improvement sciences
- Access objective information for families and youth with disabilities on quality education

Types of supports

- Website: <https://ncsi.wested.org/>
- State TA facilitator: <https://ncsi-resources.wested.org/>
- Learning Collaboratives:
https://ncsi.wested.org/resources/learning-collaboratives/?_ga=2.135521268.436100458.1628511771-157790640.1611603515
- State Spotlights: <https://ncsi.wested.org/resources/state-spotlights/>
- Resource Library: <https://ncsi-library.wested.org/resources>

Meeting the Needs of Students

- Meeting the Needs of Highly Impacted Student Populations: Supporting Evidence

<https://ncsi-library.wested.org/resources/733>

- Meeting the Needs of English Learners with Disabilities: Virtual, Hybrid and Returning to In-person Instruction

<https://ncsi-library.wested.org/resources/730>

Assessing Student Performance

- Assessment Toolbox: Demonstrating Growth for Low-Achieving Students With Disabilities

<https://ncsi-library.wested.org/resources/123>

- Avoiding Evaluation Pitfalls Through Periodic Assessments

<https://ncsi-library.wested.org/resources/12>

Stakeholder Engagement

- Three Circles of Evidence-based Decision Making to Support Students with Disabilities/Guiding Questions: The FAIR Test

<https://ncsi-library.wested.org/resources/731>

- Guiding Questions

<https://ncsi-library.wested.org/resources/732>

Stakeholder Engagement (cont.)

- Part B SPP/APR FFY 2020-2025 Expanded Stakeholder Engagement

<https://ncsi-library.wested.org/resources/736>

SSIP Submission

Coming this fall!

- Open Door SSIP Writing Sessions



For Further Support:

NCSI State TA facilitator

<https://ncsi-resources.wested.org/>


Anne Louise Thompson: althomp@wested.org

Kristin Reudel: kreudel@air.org

Thank you for partnering with NCSI!

The content of this document was developed under a grant from the US Department of Education, #H326R190001. However, those contents do not necessarily represent the policy of the US Department of Education, and you should not assume endorsement by the Federal Government. Project Officer: Perry Williams (October 2019)

WestEd is the lead organization for NCSI. For more information about the work of WestEd, NCSI, and their partners, please visit www.ncsi.wested.org and www.wested.org.



AMERICAN INSTITUTES FOR RESEARCH®





**IDEA DATA
CENTER**

Collect, Report, Analyze, and
Use High-Quality Part B Data

IDEA Data Center (IDC): Technical Assistance, Tools, and Resources

**OSEP Monthly TA Call
August 12, 2021**

Jennifer Schaaf, IDC

About IDC

IDC provides technical assistance to build capacity within states for collecting, reporting, analyzing, and using high-quality IDEA Part B data

- Provide high-quality TA services to state and local education agencies to identify strengths and areas for improvement, address IDEA data quality needs and challenges, and increase use of data
- Develop and disseminate products and content to support TA efforts and state and local capacity to improve data quality and use
- Collaborate and coordinate with others in the field to strategically inform and further the work around data quality and systems change

IDC TA for SPP/APR

- Review SPP/APR and SSIP drafts
 - Whole documents or any indicator
 - We will send you an invitation and timeline
- Monthly peer group meetings to share issues and co-create solutions
 - SSIP
 - SPP/APR



How to Find Your IDC State Liaison

ideadata.org



Welcome to the IDEA Data Center

Need Technical Assistance?

Use our interactive map to find your IDC State Liaison.

[Learn More](#)

Technical Assistance Interactive Map

Find Your IDC State Liaison

Click on your state/territory below or select it from the menu to the right.

Alaska	Hawaii	American Samoa	Virgin Islands	Marshall Islands	Federated States of Micronesia
Puerto Rico	Guam	Northern Mariana Islands	Palau	Bureau of Indian Education	

Find Your IDC State Liaison

Select your state/territory to find contact information for your State Liaison.

Select a State/Territory

Universal TA

What's New at IDC



Visit IDC's New SPP/APR Resources Page

The SPP/APR Resources at a Glance page brings together on one page IDC resources that states can use...

[Read More →](#)



How Are Statewide Assessment Data Like Window Shades? Transparency Matters

My first home purchase was a small condo on Capitol Hill in Washington, DC. It was on the top floor...

[Read More →](#)



New Resource for States to Use as They Prepare Their Exiting Data Submission

The LEA EDFacts Edit Check and Data Display Tool - IDEA Exiting is designed for states to use as...

[Read More →](#)



FFY 2020–25 Part B SPP/APR Changes at a Glance

- One-page format
- Quick overview of changes
- Notes for all 17 indicators
 - No changes
 - Minor changes and/or clarifications
 - Changes to response rates and representativeness
 - Changes to data sources
 - New components



FFY 2020–25 Part B SPP/APR Changes at a Glance

FFY 2020-25 Part B SPP/APR changes	Part B indicators																
	1	2	3	4	5	6	7	8	9	10	11	12	13	14	15	16	17
No changes							✓				✓	✓			✓	✓	
Minor changes and/or clarifications				✓	✓				✓	✓			✓				✓
Changes to response rate and representativeness								✓						✓			
Change to data source	✓	✓															
New components			✓			✓											

NOTE: There are additional reporting requirements for stakeholder involvement that may affect each indicator.

FFY 2020–25 SPP/APR Stakeholder Requirements

- One-page format
- Excerpt from OSEP’s Part B SPP/APR General Instructions
- Use to inform state staff and other planning partners about stakeholder involvement to include in your SPP/APR introduction

FFY 2020–2025 SPP/APR Stakeholder Requirements

Stakeholders have a vested interest in the decisions that federal, state, and local agencies make on behalf of children and youth with disabilities and their families. To support states in their efforts to meet their SPP/APR stakeholder requirements, IDC presents the following excerpt from the *Part B State Performance Plan and Annual Performance Report (Part B SPP/APR) General Instructions*. The excerpt provides information about stakeholder involvement that states must include in the introduction to their FFY 2020–2025 Part B SPP/APR.

The State’s FFY 2020 Part B SPP/APR submission must include:

- ...2) An introduction, with sufficient detail to ensure that the Secretary and the public are informed of and understand the State’s systems designed to drive improved results for children with disabilities and to ensure that the State educational agency (SEA) and local educational agencies (LEAs) meet the requirements of the IDEA Part B. This introduction must include descriptions of the State’s:
- ...d. Stakeholder involvement: The mechanisms for soliciting broad stakeholder input on the State’s targets in the SPP/APR and any subsequent revisions that the State has made to those targets, and the development and implementation of indicator 17, the State’s Systemic Improvement Plan (SSIP). This must include:
- I. The number of parent members and a description of how the parent members of the State Advisory Panel, parent center staff, parents from local and statewide advocacy and advisory committees, and individual parents were engaged in setting targets, analyzing data, developing improvement strategies, and evaluating progress;*
 - II. Description of the activities conducted to increase the capacity of diverse groups of parents to support the development and implementation of activities designed to improve outcomes for children with disabilities;*
 - III. The mechanisms and timelines for soliciting public input for target setting, analyzing data, developing improvement strategies, and evaluating progress; and*
 - IV. The mechanisms and timelines for making the results of the target setting, data analysis, development of the improvement strategies, and evaluation available to the public.*

Reference

Part B State Performance Plan and Annual Performance Report (Part B SPP/APR) General Instructions. FFY 2020–2025 Part B SPP/APR (OMB No. 1820-0624/Expiration Date: October 31, 2023). Retrieved February 1, 2021, from https://sites.ed.gov/idea/files/1820-0624-FFY20Part_B-SPPAPR-Instructions_FINAL.pdf

The IDEA Data Center (IDC) created this publication under U.S. Department of Education, Office of Special Education Programs grant number H377Y190001. Michelle Davis and Rebecca Smith serve as the project officers. The information herein does not necessarily represent the positions or policies of the U.S. Department of Education. No official endorsement by the U.S. Department of Education of any product, commodity, service, or enterprise in this publication is intended or should be inferred. This product is in the public domain. Authorization to reproduce it in whole or in part is granted.

For FFY 2020 SPP/APR, What Data Will States Report?

- Graphic display of the data reporting year for each indicator
- Use with stakeholders and other staff to clarify which data you are reporting for each indicator

For FFY 2020 SPP/APR, What Data Will States Report?

The FFY 2020 SPP/APR is the first year of the new SPP/APR package the U.S. Department of Education, Office of Special Education Programs (OSEP) recently released. The SPP/APR is a report of a state's progress toward meeting state targets on the IDEA indicators.

States report data for the reporting year or, for some indicators, data from the year before the reporting year. OSEP has defined and determined which year states should report. For FFY 2020, the due date of the SPP/APR is February 1, 2022. The reporting year is FFY 2020 or school year 2020–21. The data for the year before the reporting year for selected indicators is school year 2019–20.

FFY 2020 SPP/APR indicator due February 1, 2022	Year before the reporting year: School year 2019–20	Reporting year: School year 2020–21
Indicator 1 Graduation	☑	
Indicator 2 Drop Out	☑	
Indicator 3 Assessment		☑
Indicator 4 Suspension/Expulsion	☑	
Indicator 5 Education Environments (School Age)		☑
Indicator 6 Preschool Environments		☑
Indicator 7 Preschool Outcomes		☑
Indicator 8 Parent Involvement		☑
Indicator 9 Disproportionate Representation		☑
Indicator 10 Disproportionate Representation in Specific Disability Categories		☑
Indicator 11 Child Find		☑

www.idedata.org

1

SPP/APR Tasks and Timelines

- A checklist of tasks and activities to consider at different time points in preparing for your SPP/APR
- Use to complete and document activities
- Helpful to implement changes required for the new SPP/APR

The image shows the cover page of a report titled "SPP/APR Tasks and Timelines: Implementation of FFY 2020–25 Collection Changes". At the top left is the IDEA Data Center logo with the tagline "Collect, Report, Analyze, and Use High-Quality Part B Data". The title is centered in blue. Below the title is a checklist of tasks organized by season: "Winter 2021" and "Spring 2021". Each task is preceded by a small square icon. At the bottom, there is a disclaimer in small text and logos for IDEA@Work and Westat.

IDC IDEA DATA CENTER | Collect, Report, Analyze, and Use High-Quality Part B Data

SPP/APR Tasks and Timelines

Implementation of FFY 2020–25 Collection Changes

Winter 2021

- ❑ Inform other state education agency (SEA) staff of the SPP/APR FFY 2020–25 changes and implications of these changes
- ❑ Determine when data will be available for each indicator
- ❑ Review data collections and data systems (e.g., business rules) to determine needed changes
- ❑ Update or develop specifications the state used to conduct analyses based on FFY 2020–25 SPP/APR changes (make sure to consider any data analysis included in the narrative of the APR)
- ❑ Plan and prepare for stakeholder meetings (e.g., analyze longitudinal data to inform discussion, develop data visualizations, create agendas or discussion questions to gather feedback)
- ❑ Conduct data analyses in preparation for stakeholder meetings and identify what data and resources you need for the meetings

Spring 2021

- ❑ Develop data visualizations and analyze data to prepare for stakeholder meetings
- ❑ Convene stakeholder meetings to engage stakeholders in
 - ❑ setting targets and baselines;
 - ❑ analyzing data;
 - ❑ developing improvement strategies; and
 - ❑ evaluating progress
- ❑ Document stakeholder involvement, per section 2(d) of the [Part B SPP/APR General Instructions](#)

The IDEA Data Center (IDC) created this publication under U.S. Department of Education, Office of Special Education Programs grant number H181E18220. Rebecca Davis and Rebecca Smith serve as the project officers. The information herein does not necessarily represent the policies or policies of the U.S. Department of Education. No official endorsement by the U.S. Department of Education of any product, commodity, service, or enterprise in this publication is intended or should be inferred. This product is in the public domain. Authorization to reproduce it in whole or in part is granted.

www.ideadata.org

IDEA@Work **Westat**

Templates for Part B SPP/APR Stakeholder Involvement and Target Setting

- Use the *Organizer Template for Part B SPP/APR Target Setting* to document information to consider when setting new targets
- Supplement with the *Indicator Organizer for Part B SPP/APR Stakeholder Involvement and Target Setting* to capture more information on stakeholder involvement



IDC SSIP Resources

Resource Library

The Resource Library houses tools and products that were developed by IDC, developed with its collaborators, or submitted by IDC stakeholders. Search and filtering tools are available to help users navigate through the library.

 Search the Resource Library. For example: "Part B Exiting"

Search 



Featured Resources



SEA Data Processes Toolkit



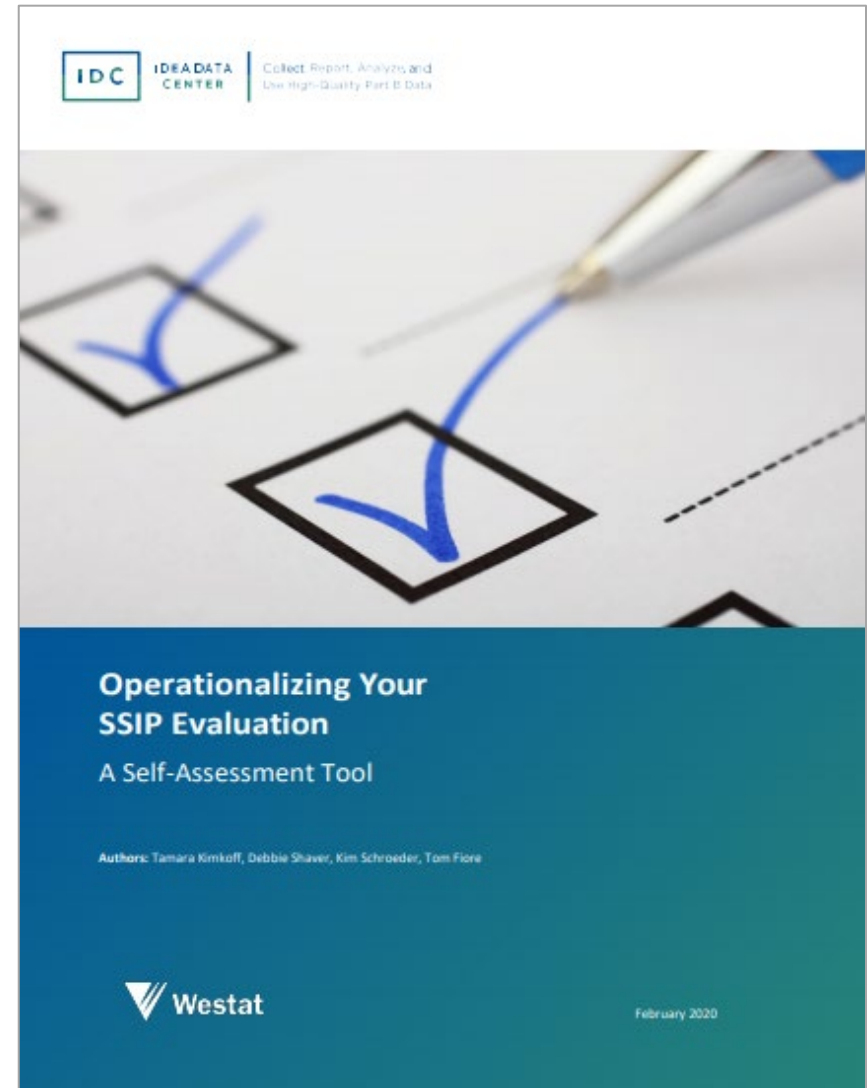
Data Meeting Toolkit



Part B Indicator Data Display Wizard

Operationalizing Your SSIP Evaluation: A Self-Assessment Tool

- A checklist to help operationalize your SSIP evaluation plan in tandem with implementation efforts
- Use to gauge progress on key components and identify action steps



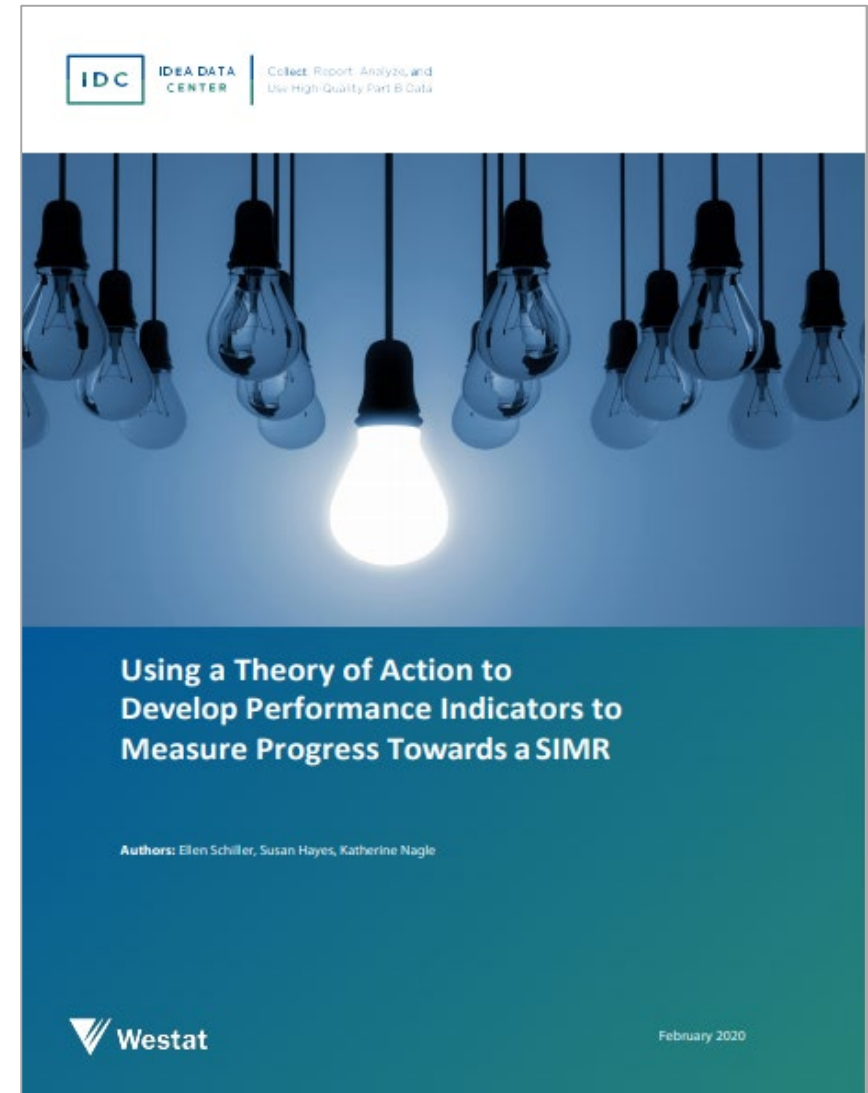
A Guide to SSIP Evaluation Planning

- A guide for developing a well-thought-out SSIP evaluation using key steps
- Shows how to incorporate each step into an evaluation plan
- Has a series of worksheets to facilitate planning



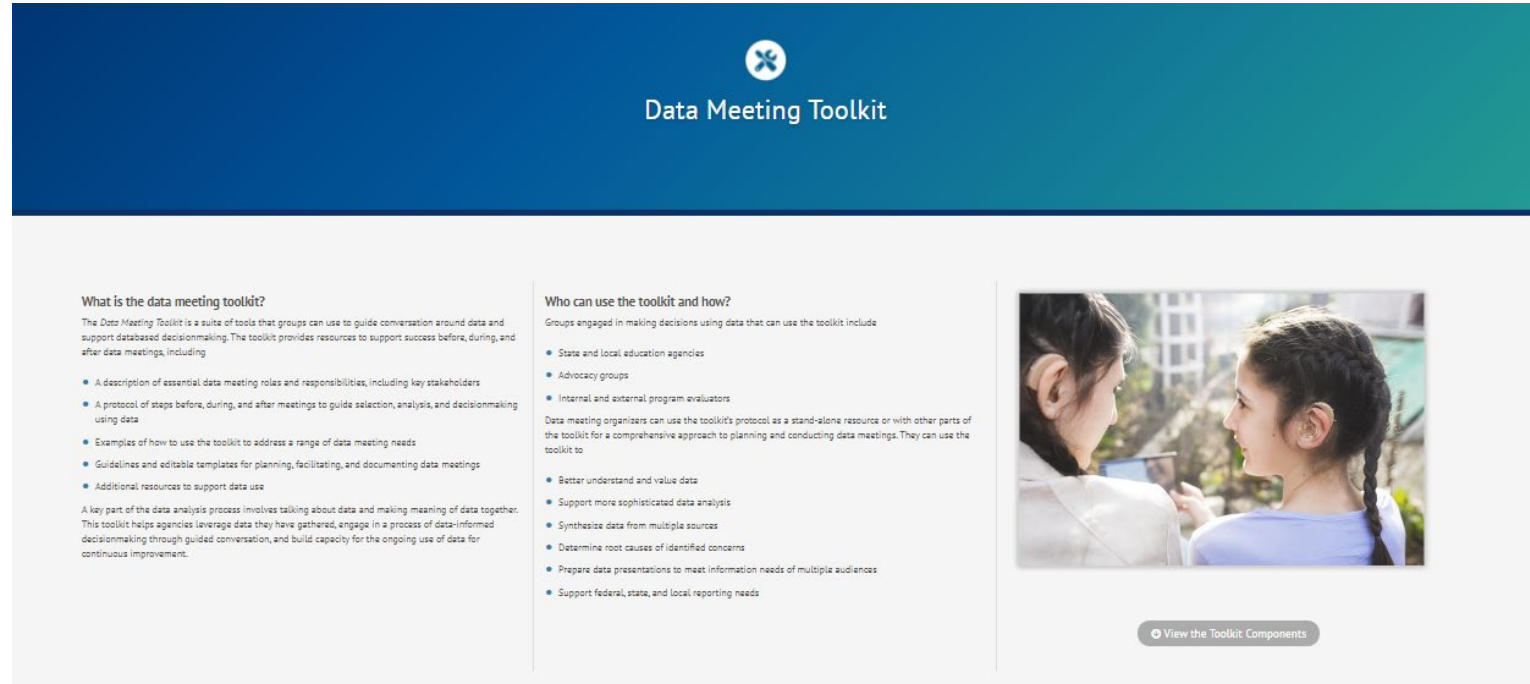
Using a Theory of Action to Develop Performance Indicators to Measure Progress Toward a SiMR

- A white paper that can help you use your theory of action to develop evaluation questions and plan SSIP work
- Focuses on generating evaluation questions at each outcome level and identifying essential steps for implementing improvement strategies



Data Meeting Toolkit

- A suite of tools to guide conversation around data and support databased decisionmaking.
- Provides resources to support success before, during, and after data meetings



Data Meeting Toolkit

What is the data meeting toolkit?
The Data Meeting Toolkit is a suite of tools that groups can use to guide conversation around data and support databased decisionmaking. The toolkit provides resources to support success before, during, and after data meetings, including:

- A description of essential data meeting roles and responsibilities, including key stakeholders
- A protocol of steps before, during, and after meetings to guide selection, analysis, and decisionmaking using data
- Examples of how to use the toolkit to address a range of data meeting needs
- Guidelines and editable templates for planning, facilitating, and documenting data meetings
- Additional resources to support data use

A key part of the data analysis process involves talking about data and making meaning of data together. This toolkit helps agencies leverage data they have gathered, engage in a process of data-informed decisionmaking through guided conversation, and build capacity for the ongoing use of data for continuous improvement.

Who can use the toolkit and how?
Groups engaged in making decisions using data that can use the toolkit include:

- State and local education agencies
- Advocacy groups
- Internal and external program evaluators

Data meeting organizers can use the toolkit's protocol as a stand-alone resource or with other parts of the toolkit for a comprehensive approach to planning and conducting data meetings. They can use the toolkit to:

- Better understand and value data
- Support more sophisticated data analysis
- Synthesize data from multiple sources
- Determine root causes of identified concerns
- Prepare data presentations to meet information needs of multiple audiences
- Support federal, state, and local reporting needs

[View the Toolkit Components](#)

Helpful Slides and Recordings

Events

Discover upcoming and past IDC Sponsored and Participating Events.

Keywords, use quotations around specific searches (ie "Webinar")

Search →

[View All Events](#)

[IDC View Sponsored Events](#)

[View Past Event Recordings and Materials](#)



Interactive Institute 2021

The Interactive Institute 2021 provided opportunities for participants to take a deep dive into data quality topics to learn about data culture change. Each session presented actionable ideas and strategies to improve work processes and sustain high-quality data work.

[Presentation Slides and Resources →](#)

Upcoming Events

AUG
16

2021 NCES STATS-DC Data Conference, "All Data on Deck! Using Data to Improve Education Through the Pandemic"

SEP
20

DEC's 37th Annual International Conference on Young Children with Disabilities and Their Families—A Virtual Event

SEP
22

September Webinar to be Determined

IDC

OCT
14

October Webinar to be Determined

IDC

Ongoing and Special Events

- IDC Monthly Webinars
 - [Developing Your Stakeholder Engagement Plan for the New SPP/APR Package](#)
 - [Setting Baselines and Targets in a World of Questionable Data Quality](#)
 - [Blueprint for Success: Using Your Theory of Action to Guide SSIP Implementation and Evaluation](#)
 - [A “How-To” Webinar: Setting SPP/APR Targets](#)
- 2021 Interactive Institutes Presentations
 - [Is It Time to Revisit Your State-identified Measurable Result \(SiMR\)?](#)

Contact Us

- Jennifer Schaaf, jenniferschaaf@Westat.com
- ideadata@westat.com

For More Information



Visit the IDC website

<http://ideadata.org/>



Follow us on Twitter

<https://twitter.com/ideadatacenter>



Follow us on LinkedIn

<http://www.linkedin.com/company/idea-data-center>



Acknowledge

The contents of this presentation were developed under a grant from the U.S. Department of Education, #H373Y190001. However, the contents do not necessarily represent the policy of the U.S. Department of Education, and you should not assume endorsement by the federal government.

Project Officers: Richelle Davis and Rebecca Smith

